



# SPORT & YOUTH CRIME CONFERENCE

**Girls with Goals**



# Girls with Goals

---

Detective Chief Superintendent  
Leighton Hammett  
Essex Police

Collated by :

Date: 06/09/2023

Unit: Performance Analysis Unit

Contact: Heidi Tatum 42007050



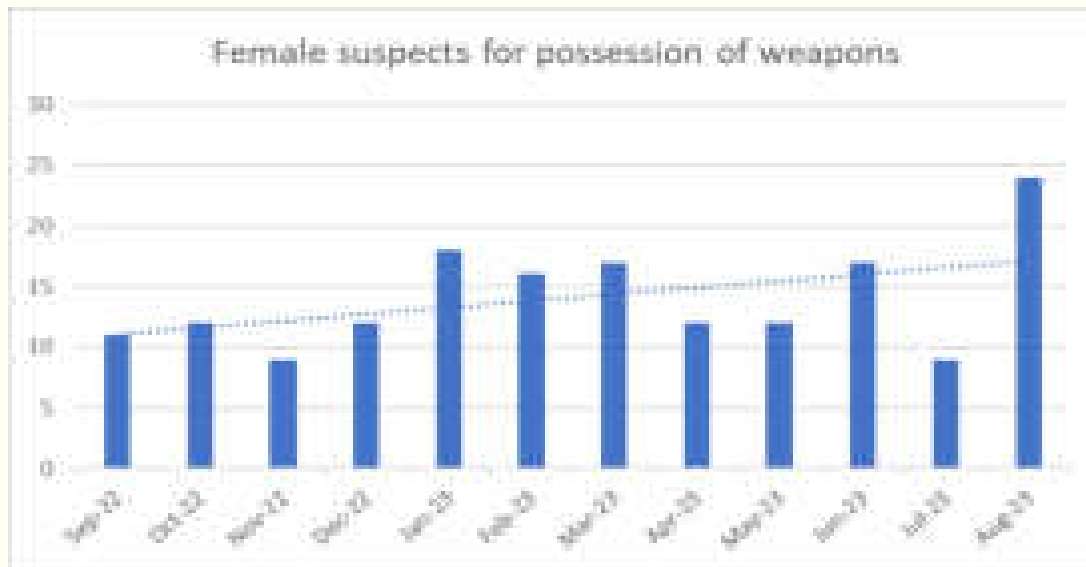
# Possession of offensive weapons

In the 12 months to the end of August 2023, 10.5% of suspects for possession of weapons offences, were females.

Over the last five years, this has varied between 10% and 15%.

In August 2023, 17.8% (24) of suspects for possession of weapons offences were female, which is both the highest percentage and highest number in the last year – although some caution should be exercised when looking at this figure as a percentage, as the numbers are relatively low.

Over the last 12 months, the overall trend for the *number* of female suspects is increasing:



12 Months to end of	Female	
Aug-19	254	14.9%
Aug-20	129	10.1%
Aug-21	142	12.2%
Aug-22	158	11.0%
Aug-23	169	10.5%

Last 12 months	Female	
Sep-22	11	8.1%
Oct-22	12	8.8%
Nov-22	9	7.7%
Dec-22	12	11.5%
Jan-23	18	12.5%
Feb-23	16	11.9%
Mar-23	17	14.0%
Apr-23	12	7.5%
May-23	12	8.5%
Jun-23	17	12.6%
Jul-23	9	6.3%
Aug-23	24	17.8%

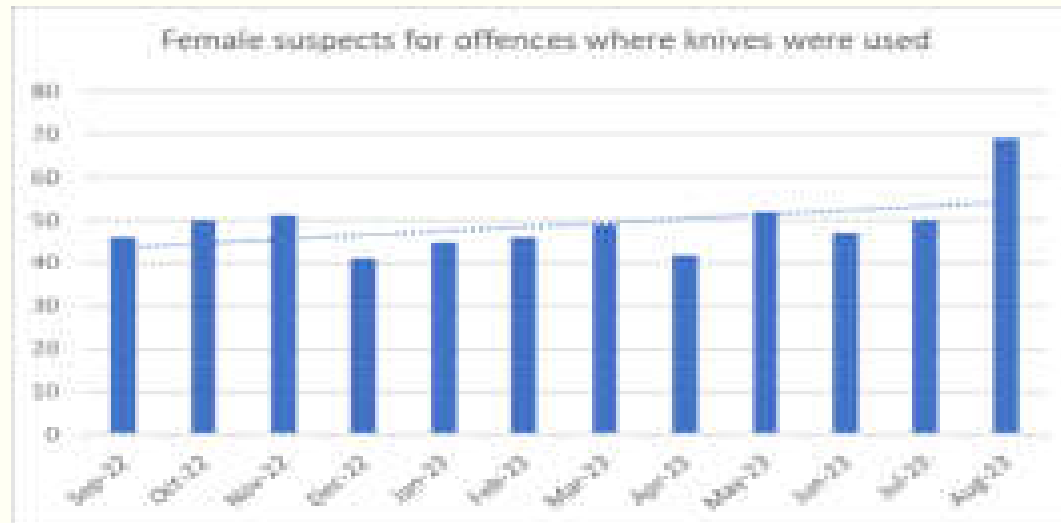
# Females carrying knives

In the 12 months to the end of August 2023, 18.3% of suspects for offences where knives were used, were females.

Over the last five years, this has varied between 13.9% and 19.0%

In August 2023, 26.4% (69) of suspects for offences where a knife was used, were female. This is the highest monthly percentage and monthly total in the last year.

Over the last 12 months, the overall trend for the *number* of female suspects is increasing:



12 Months to end of	Female	
Aug-19	228	13.9%
Aug-20	531	17.8%
Aug-21	612	19.0%
Aug-22	657	18.0%
Aug-23	588	18.3%

Last 12 months	Female	
Sep-22	46	15.3%
Oct-22	50	15.2%
Nov-22	51	20.1%
Dec-22	41	17.7%
Jan-23	45	16.2%
Feb-23	46	19.7%
Mar-23	49	21.3%
Apr-23	42	14.8%
May-23	52	19.0%
Jun-23	47	17.5%
Jul-23	50	19.0%
Aug-23	69	26.4%

# Arrests for possession with intent to supply/ conspiracy to supply drugs

In the 12 months to the end of August 2023, 12.4% of arrests for possession with intent to supply/ conspiracy to supply drugs, were females.

Although there is some fluctuation on a monthly basis, year-on-year, the percentage of female arrests has remained stable.

12 Months to end of	Female	
Aug-19	197	11.0%
Aug-20	247	12.5%
Aug-21	244	12.7%
Aug-22	222	12.3%
Aug-23	230	12.4%

Last 12 months	Female	
Sep-22	16	12.2%
Oct-22	30	15.8%
Nov-22	13	9.2%
Dec-22	26	15.7%
Jan-23	21	12.7%
Feb-23	18	11.1%
Mar-23	12	7.5%
Apr-23	20	13.4%
May-23	17	11.0%
Jun-23	17	12.1%
Jul-23	22	13.4%
Aug-23	18	14.9%

On a monthly basis, the figures are relatively low and therefore caution should be exercised when looking at percentages.

# Criminal and sexual exploitation

Data relating to criminal and sexual exploitation is difficult to capture.

Based on offences where '*exploitation*' is within the full offence title (other than sexual exploitation), there was only one female suspect in the last 12 months (compared to 19 male suspects). There were 7 female victims (and 17 male).

Based on offences where '*sexual exploitation*' is within the full offence title, there were three female suspects (2 male) in the last 12 months. There were also three female victims and 2 male victims.

**However, offences for the last 12 months, where 'child sexual exploitation' is included as a keyword on an investigation, show:**

- **16.9% of suspects were female (51 females, 251 males).**
- **76.5% of victims were female (349 females, 107 males).**

# Serious Violence

## Violence With Injury

In the 12 months to the end of August 2023, 30.1% of suspects for Violence with Injury offences, were female.

This has remained stable over the last five years.

12 Months to end of	Female	
Aug-19	3141	29.0%
Aug-20	3359	29.7%
Aug-21	3354	30.6%
Aug-22	3684	29.7%
Aug-23	3333	30.1%

## 'Near Miss' offences\*

In the 12 months to the end of August 2023, 19.5% of suspects for near miss offences, were female.

The number of female suspects has increased each year, for the last five years.

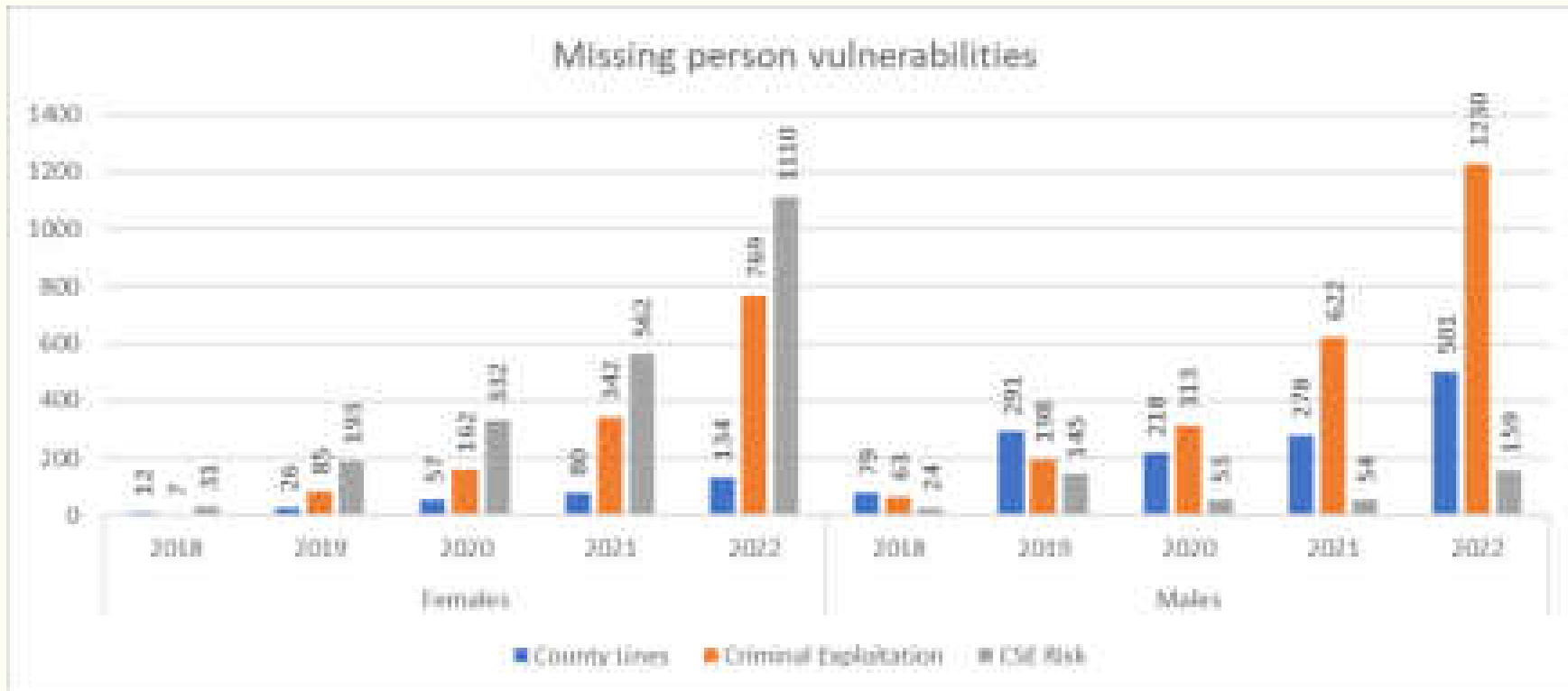
12 Months to end of	Female	
Aug-19	220	16.0%
Aug-20	241	17.5%
Aug-21	247	17.5%
Aug-22	277	16.2%
Aug-23	299	19.5%

\*offences that could have resulted in the death of the victim

# Missing Persons

In the 12 months to the end of August 2023, 45.5% of missing persons were female and 40.2% of high risk missing persons were female.

The number of missing females with vulnerabilities connected to county lines, criminal exploitation or CSE, has increased significantly each year, for the last five years:





# Districts

In the last 12 months:

- Possession of weapons offences in Basildon (21) and Uttlesford (21) had more female suspects than any other area.
- Offences where a knife was used, had more female suspects in Southend (70), Tendring (70) and Thurrock (68).
- Basildon (45), Thurrock (42) and Colchester (39) had the most female victims of CSE.
- Violence with injury offences had the most female suspects in Colchester (444), Southend (378) and Basildon (376).
- 'Near Miss' offences in Basildon (53), Thurrock (39) and Colchester (35) had the most female suspects.

**Jennie Read - Gangs & Drug Lines Officer**  
**Prevent & Protect**  
**Serious Violence Unit**

**07980 683368**

**[jennie.read@essex.police.uk](mailto:jennie.read@essex.police.uk)**



# Girls and Gangs



Empowerment

Females can be seen less likely as a perpetrator/exploiter



Respect/Reputation

Protection

Trust

Less likely to draw attention from authorities

**'Attractions'**

Attracted to the 'bad boy' image

Gifts/Financial Reward


Can provide an 'alibi'



Status (depending on the hierarchy of the male)

Excitement

Can 'harbour' gang members/  
provide a 'safe house'



Low self-esteem and lack of self worth

Sexual Exploitation

# Girls and Gangs



CSE prime focus

Exploited to settle debt/'beef'

The need to prove/validate themselves more

Can avoid detection and used as a 'carrier'

Coercive control/Manipulation

Domestic Abuse/Violence

Understanding Consent



Sexual Violence

Sexually Transmitted Diseases

Pregnancies/Terminations

Used for 'honey traps'

Rape

Not identified/seen as being a gang member



Distrust in Authority/Police

Humiliation /Sextortion

Coerced to recruit other 'members'

Sexual Abuse

Forced to carry drugs, money, weapons

# Girls and Gangs - Structure

Gangster/Tomo Girls

Wifeys/Girlfriends



Links/Gift Girls

Baby Mothers

*“Scrum”*

*“Sket”*

*“Patty”*

*“Spinners”*



**Nicole Redgwell**  
**CEO NooYu CiC**

**Nicole.Redgwell@nooyu.org**



**NooYu**  
CHANGE THROUGH SPORT



Colchester  
City Council

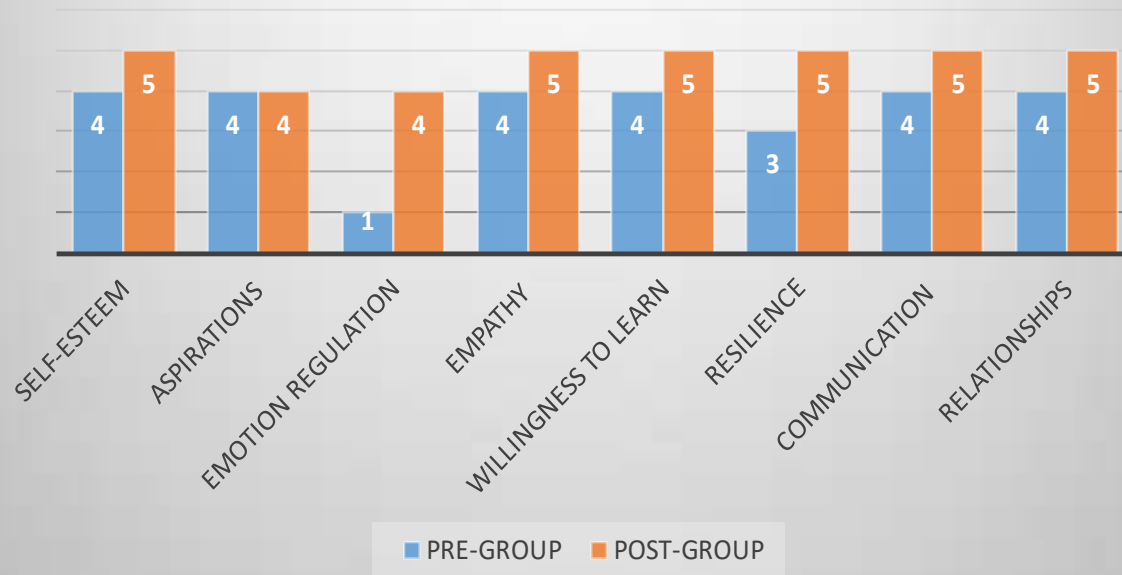




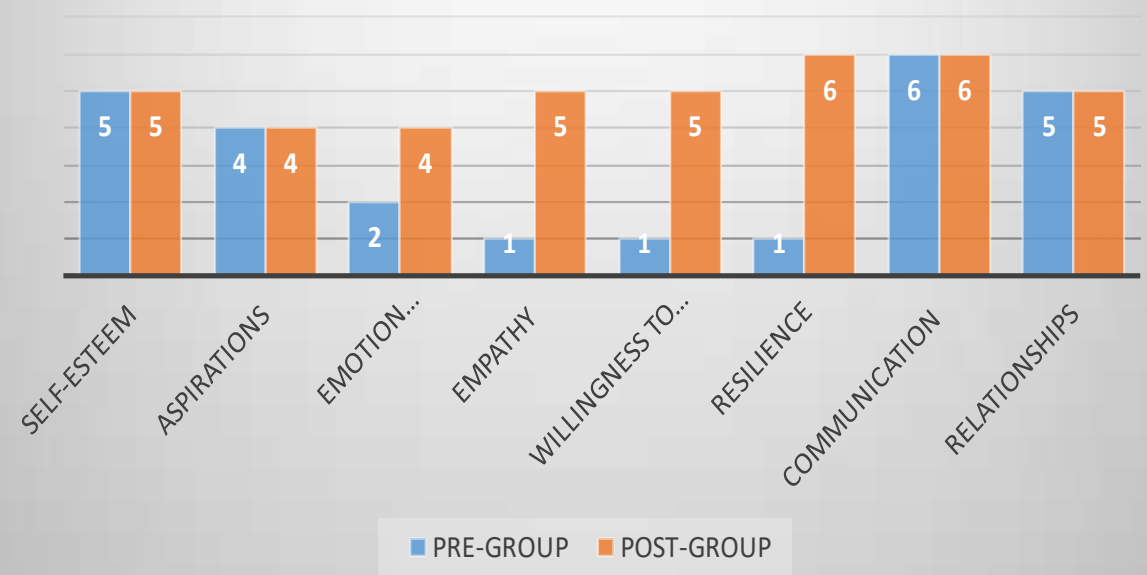
# Self Assessed Evaluation



## LP ~ LIFE SKILLS AND BOXING SELF EVALUATION



## SB ~ LIFE SKILLS AND BOXING SELF EVALUATION







Active Essex  
Foundation



Colchester  
City Council

**NooYu**  
CHANGE THROUGH SPORT





GIRLS WITH GOALS #1

had alot of things about  
myself I was very much  
happy - fit & like  
me

give things!  
Pro  
but  
Need

I am the legal like  
words!!

Meant to be a  
Bonyoni! learnt  
to dance  
Positive OR

Girls with Goals #2  
(Nesca)

The stars contain the following text:

- Top row: "I am the legal like", "I am the legal like", "I am the legal like"
- Middle row: "I am the legal like", "I am the legal like", "I am the legal like"
- Bottom row: "I am the legal like", "I am the legal like", "I am the legal like"

Active Essex  
FOUNDATION

**NooYu**  
CHANGE THROUGH SPORT

Click on the number below the emoji that best represents how you were feeling when you first arrived today (1 being really bad & 4 being really good)

1 2 3 4

Click on the number below the emoji that best represents how you feel at the end of the season today (1 being really bad & 4 being really good)

1 2 3 4

Please write one word that you feel you get from today's session

energy

Grace

